


AMERAUCANA BREEDERS CLUB NEWSLETTER

FALL 1989



"ALL SIGHTS ARE SET ON HIGHLAND"



NOTES FROM NORTHERN MICHIGAN -

It's that time again. Where, oh where did the summer go? We had a fairly good one weather wise & businesswise. We got rain when we needed it and it wasn't real hot for days on end..just a few here and there.

My Highland fund has almost reached the goal I'd set at the beginning of summer and I still have two months to go. The Jeep is in great shape. Pat says she's coming with me. Now if the birds would grow a bit more and keep looking great.

This newsletter will be full of what we have done so far on the show at Highland, IL. We can't emphasize enough for as many of you who are able to plan on attending. Maybe you aren't able to show but we will be having a club meeting and would love to have a room full of ABC'ers. I have 91 folks on my membership list now - if just 1/3 attend it would break a club record (I listen to baseball and those guys are always trying to break a record of some sort).

For those of you who have been following the saga of "Ma Trent vs The Dog", here's an update. We cannot catch it. The chicken house was empty..we moved what was left to the other chicken house called "The Fabulous Nightclub". Rex & friend, Dale, turned the entire building into a live trap - say yesterday. I got home from work tonight. IT had been here. I nervously went to the building - no dog. I got Rex. We looked & studied the situation. The dog had been caught but it got out! Remember, no one is here and it had all afternoon to get out. It chewed 6" of wood off the bottom of the door but finally got out through one of the three windows. Rex put welded wire over that window. Now the dog won't come to that house. He began working on the Nightclub. Rex devised a snare in front of that door. It came..sprung the snare but didn't get caught. When it started digging into the Nightclub (it has just a dirt floor) I gathered up what was there..just a few bantams..went to town & called Rusty. He wasn't home but his Mom must have heard the hysteria in my voice. I called Sat. night and Rusty was here bright and early Monday morning. He didn't have room but his neighbor, Howard, just across the road happened to have a huge empty chicken house. Talk about luck. How many people do you know have an empty chicken house #1 & #2 says sure..bring them over & #3 don't worry, I'll feed them ???!!! I almost cried. I'd only met Howard once. What a marvelous thing for somebody to do. At that point I had in big boxes in my kitchen..50 or so chicks of various sizes plus 7 bantams, GG & one black AM hen. It was hot & muggy..4th of July weekend. I couldn't keep them in my kitchen. So that's where they are still. They can go outside to a nice fenced yard. Howard faithfully locks them in at night. I go visit on a day off and drop off feed. Everybody laughs at work when I announce "Well, gotta go visit my chickens." We did leave two in the trapped house as bait...needless to say, the dog hasn't been around. This is one smart dog. Tim says it's got to be a wild dog of some sort. No tame dog would do all that damage. I don't know but I'm afraid to bring the birds back. My plan was to pick out some culls, put them in and see what happens. Kind of a rotten thing to do but I can't expect Howard to keep my birds plus I miss them. Really quiet around here...no horses, no chickens. Looks deserted and sounds really deserted.

I did glean some knowledge from all this. Plus some monetary compensation. Big deal. I'd rather have the birds but I will pass it along in case any of you should have a similar problem. This is a National this so it isn't just Michigan. The Department of Agriculture has a fund..if a dog or dogs kill your animals and you or animal control can't find the owner you get, I think, \$5.00 per bird and compensation for damage to your building. I got a little more per bird because they knew I had show birds. Wish I had known that last summer when I lost over 100 birds. This year I was up to roughly 51 and I got a check for \$331. What you have to do is call animal controls immediately, save all the evidence...dead bodies, foot prints, break-in marks on your building, whatever. I did that and had Roger, our animal control person, out three or four times. Whenever I was attacked I'd call. He finally brought out the township supervisor to see what had happened. The township supervisor is the one to okay the money. The have forms and all that..they may be in the cobwebs of some desk..but that compensation is available. My advice would be to get AC in right away. They will first try to get the dog and get the owner to pay. In my case we never saw the dog..nobody saw the dog. We know it was a dog with huge paws, saw his teeth marks, found his hair and saw the results of his strength. He'd pulled tongue and groove boards out of the middle of the building. It was unreal. Like some monster

NOTES FROM NORTHERN MICHIGAN (continued)

You can see why I was afraid to look the day we had caught him!

Remember..dogs don't usually eat. They just come & kill. They chomp down on the backs of each bird they catch. The bodies I found were intact, not torn apart or any part eaten...just dead. Survivors will have tails missing or a bunch of feathers gone. The dog just likes the sport of it all. Dogs won't stop or quit doing it..if they have killed once they will continue. I know because my dearly loved little Paki had to be put down because of the above.

On to more cheerful topics. The Roll-X was great. I got a good hatch from Mary Lou's large fowl eggs..20 out of 30 eggs, I think it was. The temperature stayed a constant 99°. Humidity we had to fool with because the wet-bulb that came with was non-functioning. No one sells that sort of thing around here. I finally got one from Sidney Shoemaker at the Centreville Show..his last. I told him my problem and he told me this...The Roll-X is a great incubator but if you need replacement parts forget it. I have written two letters..the second was rather nasty. I still have not received any response. The grid that comes with the incubator will not handle bantam eggs...they fall thru and won't properly turn. I don't know if it is as good for hatching bantams but it is a great incubator...even if it is expensive. I just remember saving quarters all winter to buy it. I'm sure all of you realize how important the humidity in incubators can be for a good hatch. Always amazes me..the hen knows all of that. Too bad hens don't do the job when we want them to. I've got two hens setting at Howard's now. Kind of late, girls.

The Big Highland Show News - everything seems to be coming together. Time is flying by and the veterans of the Hutchinson Show (1987) are chomping at the bit to do it again.. bigger and better this time. The club rosters have been sent to the Highland Club show secretary, so all of you should get a show book. Club headquarters will be the WIKIUP Motel in Pocahontas, IL. The room rates are quite reasonable but they only have 21 rooms and some have already been booked. Address is elsewhere in this newsletter. It is more fun when the whole club is in the same location. Schedule is listed somewhere in this newsletter. Right now it is rather informal and not really set so keep your eyes and ears open as the date of the show approaches.

If any of you that cannot attend in person and have something you want brought up at the meeting or something to discuss please feel free to get that information to me, Jeanne Trent, or to JF. We both have agendas going and will get organized closer to meeting time...Sat. night..(Nov. 4). We would be most happy to add your question, concern or whatever to our lists. Don't be afraid to let us know how we can help you.

Another exciting thing for this National Meet..Bernard in WI found a place that does great T-shirts. The logo really looks nice and the shirts are good quality. The club will be selling these at Highland. Bernard will bring them. The cost is \$10.00. If you would like one but can't be in Highland sent me or JF the money and when we are in Highland we will get one for you. I'm not sure if there are choices in sizes but there are only two colors that I know about...gray or white. JF & I both received a sample from Bernard and were amazed at how great the logo came out.

We have had a good response from club members on pledges for awards. List elsewhere. We thank each and everyone of you. We are really looking forward to having an impressive **club table at Highland with all the trophies and Bernard's club photo board.**

I guess I've rambled long enough. Hope to see you - many of you in a couple months at Highland. I'm ready. I need a break. What better thing to do than to to a chicken show? to R & R.

Jeanne Trent



A COMMON SENSE APPROACH TO FERTILITY AND HATCHABILITY

The progress of some would-be breeders of Wheaten and Blue-Wheaten Ameraucana bantams has been severely limited, according to various reports, by poor fertility and/or hatchability of eggs. Some club members have reported terrific egg production but nearly zero fertility. These discouraging results have been attributed to genetic weakness, too intensive inbreeding, inactive male sexual activity, and so on.

In truth, the writer has experienced those same problems with his breeder flock at times, but has been able to overcome the difficulties to achieve long term satisfactory results. The following suggestions are the result of years of study, observation and experimentation, and are made in the hope of preventing discouragement among even beginning breeders. Observation of the following should result in the producing of good numbers of viable Ameraucana chicks by any serious and diligent fancier.

1. Recognize, first of all, that these two closely related varieties may possibly be among the most difficult to propagate. While this may be partially of environmental causes, heredity also may play a greater or lesser role.
2. Secondly, DON'T GIVE UP! Realize that, while chick production may be more difficult, it is certainly possible to achieve acceptable results by following tested and proven procedures. Some of these, the major ones, follow.
3. Keep adequate numbers of birds in the breeder flock so that, if your favorite(s) fail, back ups are available. It makes sense to spread the risk in this fashion, and allow for a greater and healthier genetic pool from which to draw.
4. Use a nutritionally balance, commercially prepared breeder ration before and during the period that hatching eggs are being saved. The cheapest feed can be the most expensive. Good results have been obtained using Purina Gamebird Breeder Layena, though other products may yield comparable results.
5. It goes without saying that the breeder flock should be kept in clean, comfortable quarters, kept free of internal and external parasites (Wormall tablets and Blackleaf 40 liquid, respectively, will get the job done), and provide with fresh water daily along with oyster shell and number 1 granite grit.
6. Regular access to the natural environment, grass and sunlight, is a proven plus but may not be absolutely necessary if other management practices are soundly adhered to.
7. Do not attempt to produce the maximum possible number of eggs from the females through intensive feeding and artificial lighting practices. Your birds need adequate rest. An inverse relationship exists between rate of lay and fertility, which is probably why we may have a genetic problem in the first place. As the originator of several strains of these bantams, the writer nearly always selected the best egg producers for breeders. But experience has proven that eggs from hens that lay once each 2 or 3 days are far more likely to hatch than eggs from the hens that lay nearly every day.
8. The exception to number 7 is that when hens first come into lay after a lengthy rest (or for the first time) the first dozen or so eggs laid are apt to have much better fertility and hatchability than those eggs laid after the hen has been producing for a longer period of time. This holds true especially when a good, balanced ration is not utilized. Apparently hens build up nutritional reserves which are then depleted via the egg process.
9. Many Wheaten and Blue-Wheaten Ameraucana bantam males lack sexual aggressiveness after having been with females for a lengthy period of time. Thus, it is a good idea to rotate males in a single breeding pen at least every 5 to 7 days, and to coop the male alone during his rest period. If only one good male is available, it is advisable to run him with the females (ideally not more than 4 or 5) only about 1 or 2 days each week. Once fertilized, a female will continue to produce fertile eggs for at least a week and oftentimes longer.
10. Keep males cooped alone until 2 days before hatching eggs will first be saved. This will result in more fertile eggs and also save wear and tear on feathers, enabling the fancier to show some of those breeders in good condition.

FROM THE OZARKS -

It doesn't seem possible another quarter has flown by and it's time for another newsletter - seems like I just got the last one - Is this a sign of AGE?

This summer has been a bear as far as heat and humidity go..rainwise we've been real lucky where I live. It's still green and lush. Seems we've had rain just before things got desperate.

Chicks are growing even tho they were late hatching. Ought to be interesting trying to find birds to take to Hampton in a short time. I've got some real promising looking Wheaten cockerels, but they still have a lot of white in their faces. The cocks are moulting now - wing and tail feathers all over the place. So far the hens look good but you know what happens the day you mail your entry in to a show - you go out to do chores and find naked girls peering back at you.

Along with everything else, I got the show secretary's job for the Southern Missouri Club dumped in my lap. Needless to say, I wasn't thrilled with the task. But HOO-RAY! the catalog went to the printers yesterday. For someone who is a lousy typist - and boy, I am - it was a real task. By the time Oct. 21st rolls around I will probably be a basket case. So.Mo. will host the 16th Annual Dominique Club meet and meeting this year. We are hoping for a good turn out of member and birds. The bantams, for the most part, are in the mid-west area. Large fowl are much more popular back east. My Doms are even younger than my Ameraucanas. Told Roger Voter in a phone conversation I might have to bring "peepers" to the show!

To say I'm looking forward to our national at Highland is probably the biggest understatement of the year. I can hardly wait. It will be so good to see everyone again. The meeting should be really interesting.

Well, today is my egg route day and I'm already an hour late so had better get this off to Jeannette, POST HASTE!

Think HAMPTON - THINK HIGHLAND....

Mary Lou Phelps
August 31, 1989

NEWS FROM OHIO -

Such a wet spring, rain every day in April - except the 15-16-17th - when I planted my oats. Rained every other day in May and June. We took the oats off Aug 1st- two weeks after they were dead ripe and of course with all this rain the weeds grew like mad. Well, with a combine you cut and thrash weeds and oats. Anyhow, the green weeds carry most of the oats thru the combine screens and out the back end onto the ground.

Since we had so much rain and wet weather I had to keep my chicks inside under heat lamps when they should have been out on green grass. So huddled under heat lamps with nothing to do but pick out back and tail feathers. I have the nicest bunch of tailless chickens you ever saw. Some of the quill sockets in the tail that were not damaged from picking are now sprouting feathers and the tail feathers point ever which way.

Well, I'm still feeding young Ameraucanas to the wild mink. As each batch of young chicks were graduated from heat lamps to the grassy range, I never thought that mink would be active in the daytime.

After about three weeks being on open range I noticed that the population in each room in the chicken house was smaller. One night I checked on one room that I put 50 chicks in was down to only 27. Then mowing weeds in an adjoining field I found feathers and bones real plentiful. Under one inverted stock water tank I found 15 or 20 bodies and feathers. So now, my future show birds are again confined in chicken houses. Yes, the birds are shut up at night.

I may show 10 large Ameraucanas at Highland if someone will draw a map of how to get there. I70 goes past the farm about 15 miles to the south.

Tom Lippincott

(Editors note: I sent Tom directions on how to get to Highland from Granville, OH.)

WHAT IS A PUREBREED CHICKEN ?

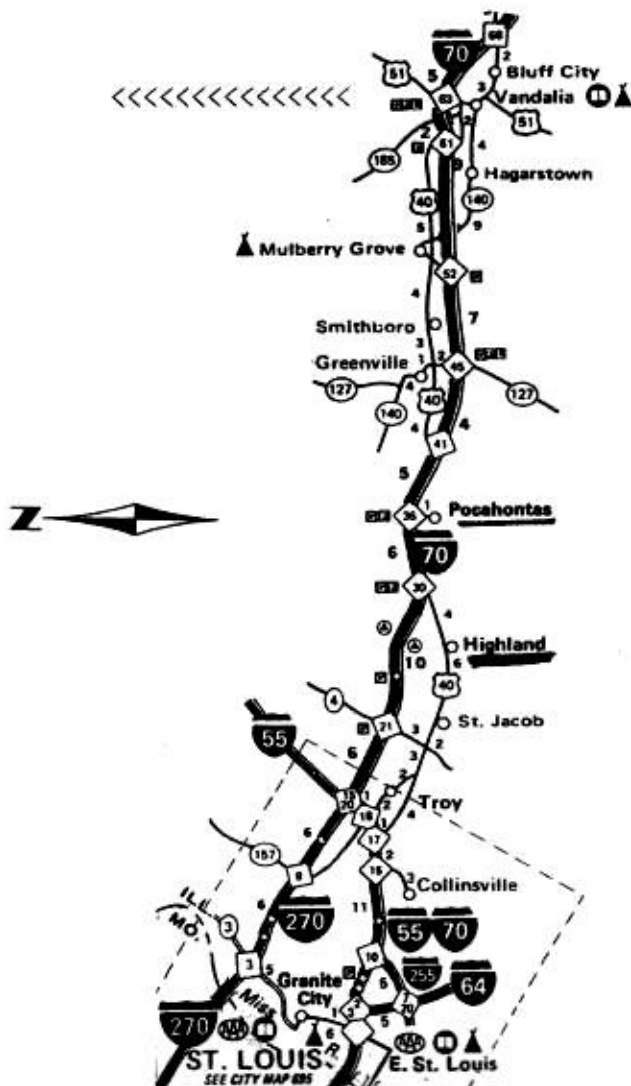
It is such a pleasure to belong to the Ameraucana Breeders Club. I am not learned enough to take care of a question and answer department...yet it is needed. Perhaps this is where the charter members could help "johnny come lately" like me.

What brought to my mind this question was an experience I had this past season..with the Wheaten Ameraucanas. We are all familiar with how cute (or we might add precious) they are. Juniors, as well as adults, love them. My interest in Junior exhibitors prompted me to order a setting of eggs of the Wheaten Ameraucana bantams from one of the hatcheries (cost \$21.00). Six chicks hatched from the setting of eggs. Five birds grew to maturity. A few were nice. They laid and their eggs were fertile..yet two of the birds were culls. The little cockeral had a walnut comb. One of the little pullets had pink shanks and her comb began as a pea comb then a single the rest of the 2/3 of comb. No doubt these two chickens were displaying the genes of two different breeds of purebred chickens.

It does take more years to bantimize a large breed of chicken. I believe the patience to wait will be worth it. Study the large Ameraucana chicken. It's beautiful elegant head, it's neat pea comb snuggled against the broad flat skull combined with all the other characteristics which make them such gentle pets.

Simply by searching old breeders of some years of Ameraucana breeds..there I found the golden buff purebred Ameraucana large and bantams. No, they weren't free or cheap but certainly worth the price. If something does not destroy my breeding stock I will have hatching eggs to share with any serious, sincere Ameraucana member of this club in the spring and summer of 1990 that are interested in breeding Golden Buffs.

Elva Hemphill
7-7-89



AMERICAN BANTAM ASSOCIATION

ELEANOR VINHAGE
Secretary

P. O. BOX 127
AUGUSTA, NJ 07822

Membership \$8.00 a year or \$15.00 for two years.

The National Poultry News

Promoting: • Poultry • Exotic Animals • Exotic Fowl

28-page newspaper published monthly - Classified & display advertising taken. Samples \$2.00 each. Subscriptions: Bulk rate: USA only: 1 year - \$12.00; 2 years - \$22.00; 3 years - \$32.00. First class & Canada are: \$20.00/year

Send all remittance to:
NPN, PO Box 1647, Easley, SC 29641
Glenda Heywood, editor-publisher • 803-855-0140

WE ACCEPT YOUR ARTICLES & PHOTOS

REFLECTIONS FROM THE BIG SKY COUNTRY -

Whew! This year has sure gone by fast. Guess part of it has been because my schedule has been so busy - and it really isn't showing any signs of slowing down until 1990.

Have you looked at your calendar lately? The ABC National Show & Meet is just under two months away!! Can you believe that? Two Months!! (Seems like just yesterday we were only thinking about it - for next year). By the time you are reading this my airline reservations have been made and my motel room has been reserved. If you haven't made your plans and reservations you had better get going - time isn't waiting for you and I sure would like to see you in Highland.

We have had a good response from several members on the Flash Bulletin sent out. Still not enough but then you haven't made a pledge yet, have you? Doesn't take much - \$5.00 from each club member sure makes winning worthwhile.

As you know if you read the last newsletter my hatching of the Ameraucana eggs Jeanne and Mary Lou shipped me was a dud. Well, I want you to know I am finally legit- I have a trio of Wheaten bantams. By accident but it is nice to have them. It's a long story and I won't bore you with it at this time. They adjusting to being handled and treated special.

I judged two county fairs in early August. Saw some Ameraucanas in Kalispell, MT that were very nice. Three black large fowl hens..belonging to one of our members...Ginny Treager. Ginny, if you are listening and have a black male to go with those three hens I'd be interested in eggs or chicks. I didn't really get a chance to talk to Ginny...just a "hello" "nice to see you" "how's it going?" Ginny was busy with her goats being judged while I was judging poultry and then I was gone.

Ginny also had a nice educational poster on the wall of the poultry barn at the Kalispell Fair. I didn't get a chance to tell her how nice it was.

As you can see as you read thru this newsletter we have more than the usual contribution of articles. This is what we need...to hear from you. Carl Fosbrink is busy but took the time to contribute an interesting article. Very good thoughts there. Elva Hemphill brought up a good question - how about a question and answer section? Anyone interested in volunteering their help in answering any questions the members send to me? And Tom Lippincott has a problem with feather picking when his birds are confined - any ideas on how to stop that? Strange as it may seem I have never had that problem and during the winter months my birds are confined. And then there is the article by Mike Gilbert. Very much appreciated. And, of course, the articles by the backbones of this newsletter...Jeanne Trent, Mary Lou Phelps and Don Cable.

Without these contributions of articles, ideas & thoughts you'd have pretty dull reading. Think about that..and then think about sending in an article of your own for the next newsletter. You pick your topic. Of course, the next newsletter will be coming out in Dec. Should be full of items, articles, etc. about the National Meet in Highland. Hope you are part of it.

Jeannette Frank

AMERICAN POULTRY ASSOCIATION, INC.

Dues: Adult \$8 a year, \$15 for 2 years

Junior (18 & under) \$5 a year, \$9 for 2 years

NONA SHEARER, Secretary

26363 S. Tucker Road — Estacada, OR 97023

Phone 503-630-6759



P.O. Box 542 — Connersville, Indiana — 47331

Second Class Postage Paid at Connersville, Indiana 47331

(ISSN - 0032-5783)

\$1.000 Per Year — SUBSCRIPTION PRICES — 3 Years — \$26.00

DISPLAY ADS — \$7.00 PER INCH PER INSERTION

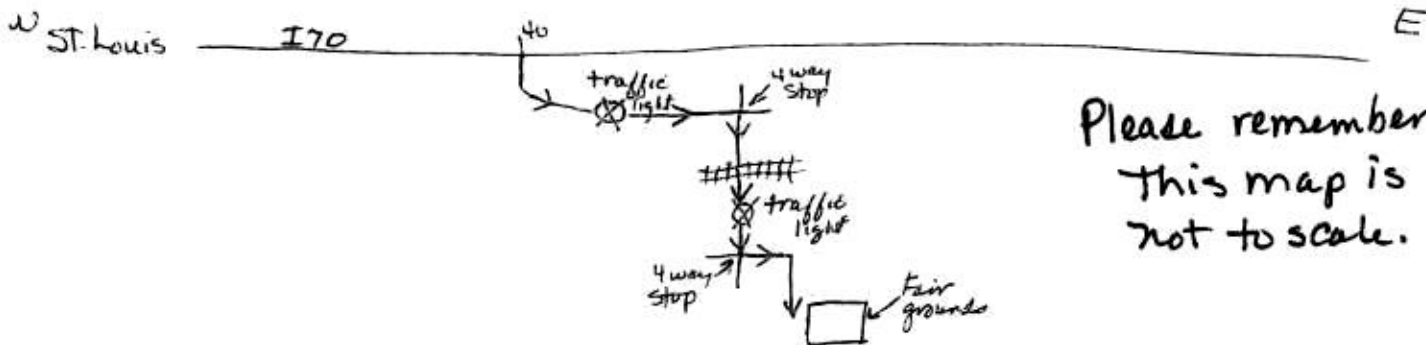
AWARDS AND PLEDGES FOR ABC NATIONAL MEET AS OF SEPT. 7, 1989

John Wunderlich (MO)	\$100.00	(I don't have the break down as of this date)
Jim Allan (OK)	\$ 50.00	(I don't have the break sown as of this date)
Don Cable (CA)	\$ 25.00	Best Display of Blue Wheaten Bantams
Don Cable (CA)	\$ 25.00	Best Display of Wheaten Bantams
Bernard Kellogg (WI)	club tee	Best White Bantam
Bernard Kellogg (WI)	\$ 5.00	Best Rare/New Color Bantam
Bernard Kellogg (WI)	\$ 5.00	Champion Ameraucana of Show
Elva Hemphill (MO)	\$ 5.00	General Award Fund
Tom Lippincott (OH)	\$ 5.00	BB Large Fowl Ameraucana
Tom Lippincott (OH)	\$ 5.00	RB Large Fowl Ameraucana
Mike Gilbert (WI)	\$ 10.00	RB Large Fowl Ameraucana
Mike Gilbert (WI)	\$ 10.00	Best Particolor (other than W or BW)
Mike Gilbert (WI)	\$ 10.00	Best solid color bantam (other than white)
Mike Gilbert (WI)	\$ 10.00	Best Am (any recognized variety non-standard) LForB
Mike Gilbert (WI)	1989 hatch	trio of Wheaten Bantams for Best AM by Junior
Arne Schmidt (MN)	\$ 5.00	General Award Fund
Carl Fosbrink	} Trophy	Best Black bantam
Matt Betz (IN)		
Jack Fugate (TN)	\$ 10.00	General Award Fund
Bruce Hutchinson (AL)	\$ 5.00	General Award Fund
Mary Lou Phelps (MO)	plaque	Best Display Blue Wheaten Bantams
Mary Lou Phelps (MO)	plaque	Best Display Wheaten Bantams
Jeanne Trent (MI)	} special award and trophies (at this point three)	
Jeannette Frank (MT)		

+++++

Please hang on to this piece of paper..the following are directions to the fairgrounds in Highland, MO.

From St. Louis..Take I 70 to turn off for Highland (Rte 40)....Ignore the first sign telling you Highland so many miles. Go to the first traffic light and when it turns green drive east thru it. Go to a four way stop..turn right. (Be careful..the railroad crossing is bumpy). Go to next traffic light..when green go three or four blocks to another four way stop. Turn left and to the end of the street (a couple blocks). Turn right..building at end of road..all building on left side of street.



Please remember:
This map is
not to scale.

~~~~~

**CLUB HEADQUARTERS:** WIKIUP INN, INC. Exit 36 - I 70, Pocahontas, IL  
 mailing address: Box 309, Pocahontas, IL 62275  
 phone number: (618) 669-2293

Get your reservations in as soon as possible.